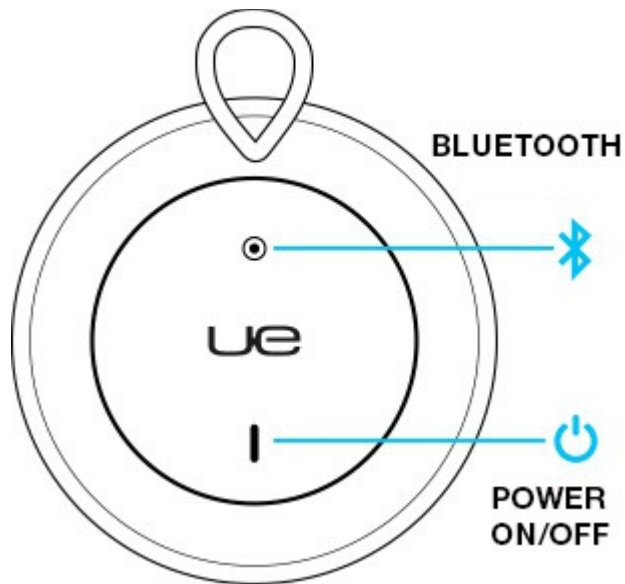


User Manual



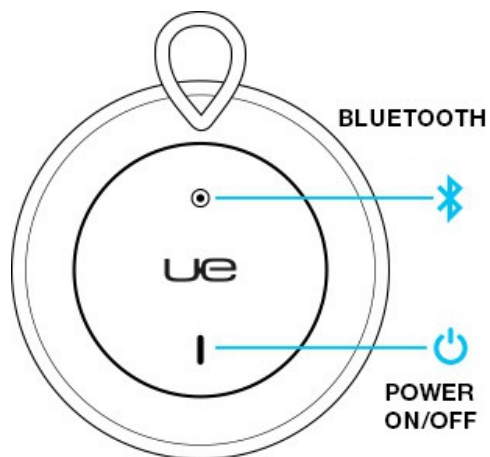
Step 1

POWER

To get started with your WONDERBOOM, press the power button located on the top of your speaker. When powered on, WONDERBOOM automatically reconnects to the last mobile device it was connected to.

WONDERBOOM will automatically turn itself off after 15 minutes of inactivity to save battery life.

WARNING! A wet or contaminated micro-USB connector may cause excessive heat or melting and may lead to fire damage or personal injury. Always charge your speaker with a clean, dry micro-USB connector.




Step 2

CONNECT

User Manual

To pair WONDERBOOM with your mobile device, press and hold the Bluetooth button until you hear the tone.

Go to the Bluetooth settings on your mobile device and select WONDERBOOM from the list.

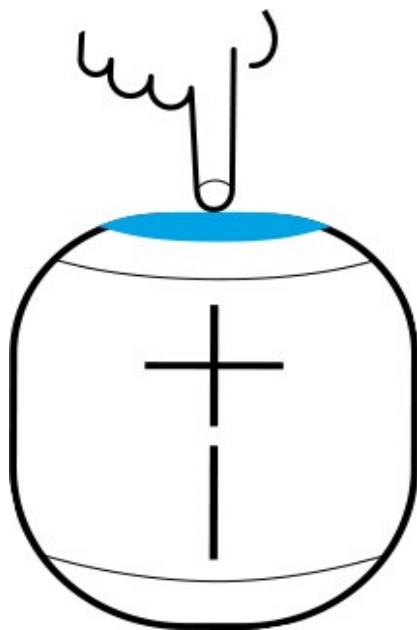


Step 3

PLAY MUSIC

Once WONDERBOOM is on and connected to your mobile device, just hit play to begin streaming your music.

You can control the volume from your mobile device, or directly from your WONDERBOOM by pressing the "+" or "-" button.

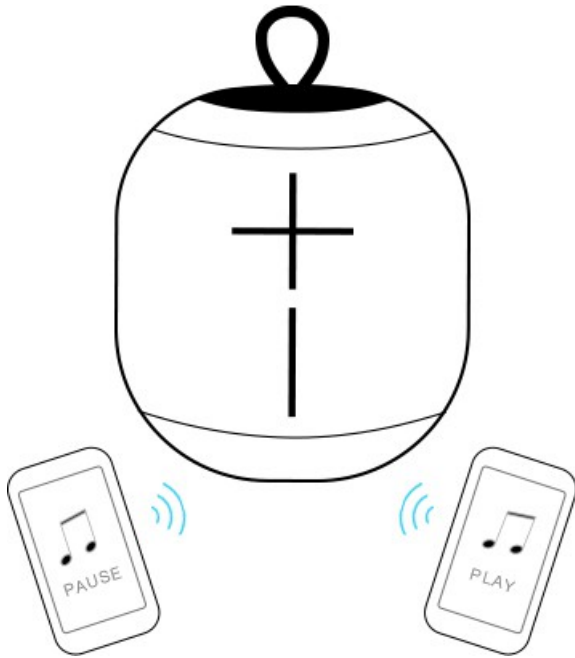


Step 4

CONTROL MUSIC

User Manual

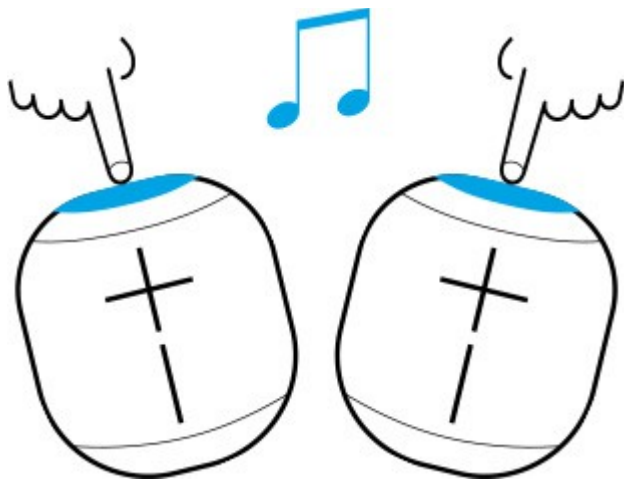
You can control the music directly from your WONDERBOOM without picking up your phone. **To pause the stream, simply press the UE button** located on the top of the speaker. Press it again to resume playing. Double press the button will skip to the next track.



Step 5

MULTI-HOST

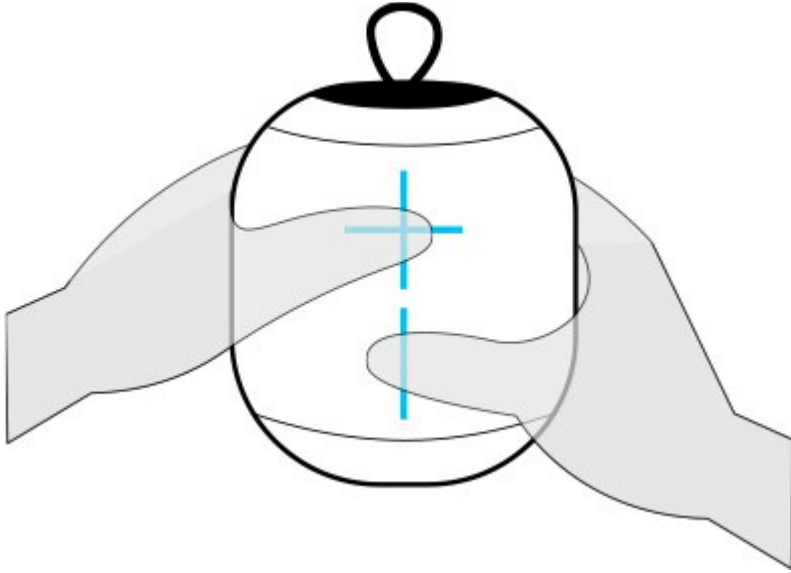
WONDERBOOM can simultaneously connect with up to two Bluetooth mobile devices. Simply pair and connect each mobile device to WONDERBOOM, then you can take turns playing music from each device.



Step 6

Double up- Connect two WONDERBOOMS together for bigger sound. Long press the UE button on both speakers at the same time until you hear the pairing tone. Once pairing succeeds, you will hear another tone and music playing on both speakers!

User Manual

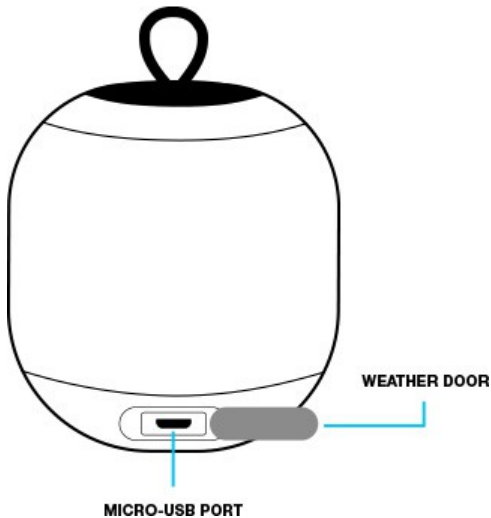


Step 7

BATTERY LEVEL

You can check the battery level of your WONDERBOOM by pressing both the volume + and volume - buttons simultaneously.

High, Medium, Low



Step 8

chargeTo charge your WONDERBOOM, plug the included USB cable into the micro-USB port located inside the weather door.